

## JCST s-c Research Article Template

**Please note that the paper size is standard A4 size (approx 8.27 x 11.69 in)**

Journal of Current Science and Technology,  
Copyright © 2011, Rangsit University

JCST

ISSN 0000-1111 (Print)/ISSN 2222-3333 (Online)

Type your title here using 11-point Times New Roman bold font on 12-point line spacing.  
The length of the title of the article must not exceed 2 lines.

Author Names (Use 10-point Times New Roman font on 11-point line spacing.  
Begin with the first name of the author followed by the last name. For more than one author, type 'and' before the last author's name. For more than two authors, also separate each name by a comma (.). Identify each author's affiliation by superscript numbers at the end of the author's last name.)

Author Affiliations (Use 9-point Times New Roman font on 10-point line spacing.  
Include institutional and e-mail addresses for all authors. Place superscript number in front of author's affiliation corresponding to author's name.)

Submitted date month, year; accepted in final form date month, year (To be completed by RJAS).  
Available online date month year

---

### Abstract (10-point bold font on 11-point line spacing)

For abstract content, use 9-point Times New Roman font on 11-point line spacing. First line is indented 0.5 inch. An abstract of up to 250 words must be included. Include your major findings in a useful and concise manner. Include a problem statement, objectives, brief methods, results, and the significance of your findings.

**Keywords:** List up to 6 keywords and separate each keyword by a comma (.). The keywords should accurately reflect the content of the article. The keywords will be used for indexing purposes.

---

### 1. Introduction

The actual manuscript will be published in a double-column style in the RJAS journal. This single-column template is adopted as a user-friendly format. Thus, with this template, the main text is set in a single column. Type text with 10-point Times New Roman font on 12-point line spacing, with a 1.25 inch left margin, 1 inch bottom and right margin, 2 inch top margin, 1.2 inch header, and 0.6 inch footer. First lines of paragraphs are indented 0.5 inch. Please note that the paper size is standard A4 size (approx 8.27 x 11.69 in). In MS Word, select "Page Layout" from the menu bar, and under Paper Size select A4 Size.

The introduction should put the focus of the manuscript into a broader context. As you compose the introduction, think of readers who are not experts in this field. Include a brief review of the key literature. If there are relevant controversies or disagreements in the field, they should be mentioned so that a non-expert reader can find out about these issues further. The introduction should conclude with a brief statement of the overall aim of the experiments.

To insert a citation in the text use the author-year system, i.e., the author's last name and year of publication. Examples are as follows: "Since Johnson (2008) has shown that..." or "This is in agreement with results obtained later (Benjamin, 2010)". For 2-3 authors; all authors are to be listed, with "and" separating the last two authors, for more than three authors, list the first author followed by et al. The list of references should be arranged alphabetically by authors' names. All publications cited in the text should be presented in a list of references following the text of the manuscript. The manuscript should be carefully checked to ensure that the spelling of authors' names and dates are exactly the same in the text as in the reference list. Responsibility for the accuracy of bibliographic citations lies entirely with the author(s). Citation of a reference as "in press" implies that the item has been accepted for publication. Authors are responsible for the accuracy of the content of the references.

### 2. Objectives

The objectives of the study should be specified explicitly.

### 3. Materials and methods

This section should provide enough detail to allow full replication of the study by suitably skilled investigators. Protocols for new methods should be included, but well-established protocols may simply be referenced.

### 4. Results

The results section should provide details of all of the experiments that are required to support the conclusions of the paper. There is no specific word limit for this section. The section may be divided into subsections, each with a concise subheading. The results section should be written in past tense.


Tables must be cell-based without vertical lines. They should be produced in a spreadsheet program such as Microsoft Excel or in Microsoft Word. Type all text in tables using 9-point font on 10-points line spacing. Type the caption above the table to the same width as the table.

Tables should be numbered consecutively. Footnotes to tables should be typed below the table and should be referred to by superscript numbers. Submit separate files of tables in their original file format and not as graphic files in addition to incorporating in the main text. Tables should not duplicate results presented elsewhere in the manuscript (e.g., in graphs).

**Table 1** Table caption

C1	C2	C3	C4
R1			
R2			
R3			
R4			
R5			


If figures are inserted into the main text, type figure captions below the figure. In addition, submit each figure individually as a separate file. Figures should be provided in a file format and resolution suitable for reproduction, e.g., EPS, JPEG or TIFF formats, without retouching. Photographs, charts and diagrams should be referred to as "Figure(s)" and should be numbered consecutively in the order to which they are referred



**Figure 1** Figure caption

**Table 2** Table caption


C1	C2	C3	C4	C5	C6	C7
R1						
R2						
R3						
R4						
R5						
R6						
R7						
R8						
R9						
R10						



**Figure 2** Figure caption

### 5. Discussion

The discussion should spell out the major conclusions of the work along with some explanation or speculation on the significance of these conclusions. How do the conclusions affect the existing assumptions and models in the field? How can future research build on these observations? What are the



The Conclusion section restates the major findings and suggests further research.

### 7. Acknowledgements

People who contributed to the work but do not fit criteria for authorship should be listed in the Acknowledgments, along with their contributions. It is the authors' responsibility to ensure that anyone named in the acknowledgments agrees to being so named. The funding sources that have supported the work should be included in the acknowledgments.

### 8. References

*RJAS* uses the American Psychological Association (APA) referencing style, details of which can be found at <http://www.apastyle.org/>. References are arranged alphabetically according to the last names of the authors and then chronologically. The first line of each reference is aligned left. Use hanging style of 0.5 inch after the first line of each reference. The following are examples of the APA referencing style (see also Purdue OWL APA Formatting and Style Guide from <https://owl.english.purdue.edu/owl/resource/560/01/>

#### Abstracts

Author./ (Year of publication)./Title of Abstract (abstract)./ *Journal Title*,/Volume(Issue),/Page number.

#### **Example:**

Clark, D. V., Hausen, P. H., & Mammen, M. P. (2002). Impact of dengue in Thailand at the family and population levels (abstract). *Am J Trop Med Hyg*, 67(2 Suppl), 239.

#### Books

Author./ (Year of publication)./ *Book Title*./Edition (if any)./Place of publication:/Publisher.

#### **Example:**

Goodwin, C. J. (1995). *Research in psychology: Methods and design*. New York: John Wiley & Sons, Inc.

#### Book Articles

Author./ (Year of publication)./Article Title./ *Book Title* (Page Numbers)./Edition (if any)./Place of publication:/Publisher.

#### **Example:**

Holland, J. L. (1973). Making vocational choice. *A theory of career* (pp. 43-49). New Jersey: Prentice-Hall.



### **Conference and Seminar Proceedings**

To cite proceedings that are published regularly, use the same format as for a journal article. To cite proceedings that are published in book form, use the same format as for an article in a book.

### **Dissertation or Thesis**

Author./ (Year of publication)./ Title of dissertation or thesis./ Type of Thesis./ Awarding Institution.

#### **Example:**

Norasingha, A. (2009). Expression and distribution of mucorinic receptors in hepatic composite of the cirrhotic rats. A thesis for the degree of Master of Science in Biomedical Sciences. Rangsit University.

### **Editorials**

Author./ (Year of publication)./ Title of Editorial (editorial)./ *Journal Title*,/ *Volume*(Issue),/ Page numbers.

#### **Example:**

Fisher, R. I. (2003). Immunotherapy in Non-Hodgkin's lymphoma: Treatment advances (editorial). *Semin Oncol*, 30(2Suppl 4), 1-2.

### **Journal Articles**

Author./ (Year of publication)./ Article Title./ *Journal Title*,/ *Volume*(Issue),/ Page numbers.

#### **Example:**

Leelawat, S., Leelawat, K., Narong, S., & Matangkasombut, O. (2010). The dual effects of delta 9-tetrahydrocannabinol on cholangiocarcinoma cells: Anti-invasion activity at low concentration and apoptosis induction at high concentration. *Cancer Investigation*, 28(4), 357-363.

Polk, A., Amsden, B., Scarrrt, D., Gonzal, A., Oknamefe, O., & Goosen, M. (1994). Oral delivery in aquaculture. *Aquacult. Eng*, 13, 311-323.

Seals, D. R., & Tanaka, H. (2000). Manuscript peer review: A helpful checklist for students and novice referees. *Adv Physiol Educ*, 22, 52-58.

Srichandum, S. & Rujirayanyong, T. (2010). Production scheduling for dispatching ready mixed concrete trucks using bee colony optimization. *American J. of Engineering and Applied Sciences*, 3(1), 823-830.

### **Letters**

Author./ (Year of publication)./ Title of Letter./ *Journal Title*,/ *Volume*(Issue),/ Page number.

#### **Example:**

Enzensberger, W., & Fisher, P. A. (1996). Metronome in Parkinson's disease (letter). *Lancet*, 347, 1337.

### **Notes**

Author./ (Year of publication)./ Title of Note./ *Journal Title*,/ *Volume*(Issue),/ Page number.

#### **Example:**

Haier, R. J., Schroeder, D. H., Tang, C., Head, K., & Colom, R. (2010). Gray matter correlates of cognitive ability tests used for vocational guidance. *Biomed Central*, 3, 206.

### **Unpublished/In Press Articles**

Author./ (In press Year)./ Article Title./ *Journal Title*./ (in press).

#### **Example:**

Veena, B. (2004). Economic pursuits and strategies of survival among Damor of Rajasthan. *J Hum Ecol*. (in press).

### **Internet periodicals**

Author./ (Year of publication)./ Article Title./ *Journal Title*,/ *Volume*(issue),/ page numbers./ Retrieved mm dd, year, from the full URL of the web page

#### **Example:**

Adams, P. J. (2000). Australian economic history. *Journal of Australian Economics*, 5(2), 117-132. Retrieved June 12, 2001, from <http://jae.org/articles.html>

**Internet non-periodicals**

Author./ (Year of publication)/Article Title./Retrieved mm dd, year, from the full URL of the web page

**Example:**

Lemire, D. (n.d.). Write good papers. Retrieved July 1, 2010, from <http://www.daniel-lemire.com/blog/rules-to-write-a-good-research-paper>